



MEGADySC®

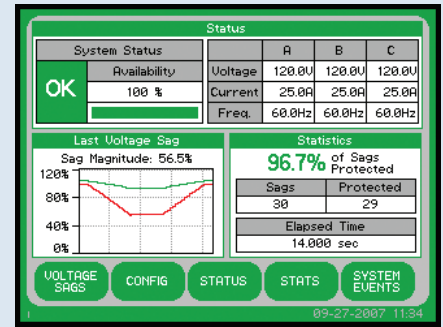
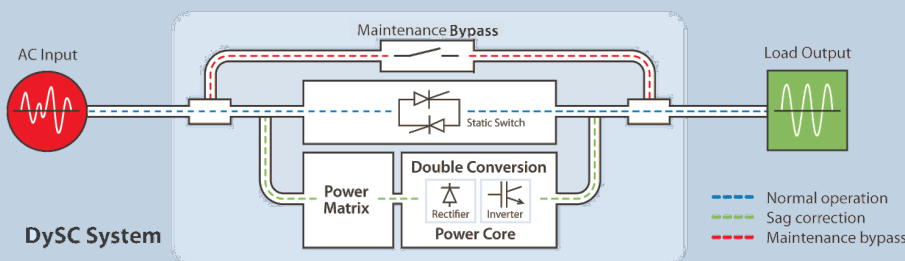
The highest level of protection. For the entire production process.

Our MegaDySC Dynamic Sag Corrector is designed to span your entire operation, protecting every facet of the process from voltage sags and momentary outages that account for 30% of all manufacturing downtime. MegaDySC will keep your equipment online and your plant functioning smoothly, maintaining the highest levels of productivity and profitability—without the high energy costs and battery care issues of other systems.

DySC Protection Features

- Proprietary “Double Conversion” Power Core—dCPC
- Fastest Sag Detection and Response Time
 - DySC is optimized for fast response at voltage peaks, with a typical peak voltage detect time (pVdT) of 1 ms.
 - Sags are corrected with a peak voltage response time (pVrT) of 1.5 ms—1/10th of a cycle, including detection time.
- Adaptive Frequency Management (aFM) and auto-select of ~50 Hz or ~60 Hz with advanced digital phase locked loop synchronization (PLL)
- True Sinusoidal Reconstruction (tSR)

Theory of Operation



Touchscreen Operator Station provides:

EVENT LOGGING (SAG COUNTER, SAVE COUNTER, UPTIME COUNTER, REAL-TIME STATUS)

OPERATION LOG AND DETAILS

GRAPHIC REPORTING DISPLAY

ONLINE DIAGNOSTICS

PASSWORD PROTECTION

SCREEN SIZE

(5.7" on 333kVA, 15" on larger systems)

Communication ports:

RS232, DRY CONTACTS, ETHERNET

Ideal plant-level protection for:

MACHINING CELLS

PROCESS TOOLS

ASEPTIC PACKAGING

HIGH-SPEED BOTTLING

PAPER MACHINES

CONVERTING

TRANSFER LINES

BATCH APPLICATIONS

PAINT LINES

PHARMACEUTICAL

PAPER MACHINES

DRY EXTRUSION

WELD LINES

FLEXIBLE MACHINING CENTERS

MACHINING

WEB APPLICATIONS

SoftSwitching Technologies®

Phone (Toll-free) 800-226-5028

Phone (Local) 608-662-7200

Fax 608-662-7300

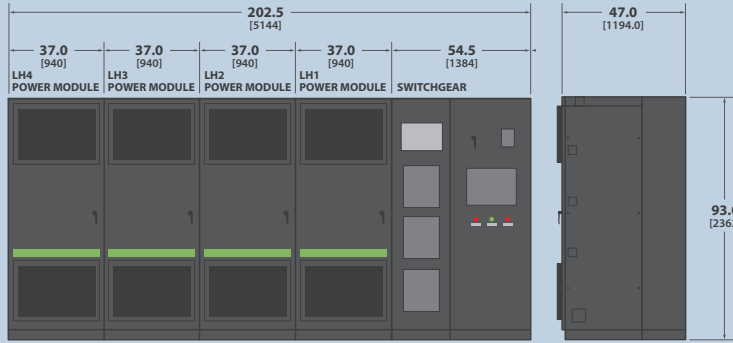
Email info@softswitch.com

Web www.softswitch.com

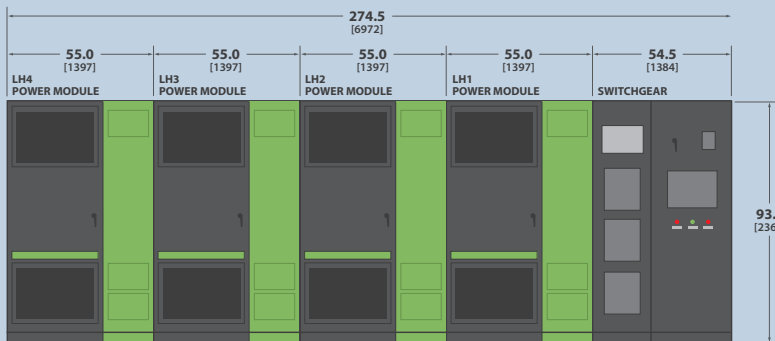
Mail 8155 Forsythia Street
Middleton, WI 53562, USA

Dimensions (in inches; millimeters in brackets)

Standard Runtime (SR) DySC:



Extended Runtime (ER) DySC:



Technical Specifications

Electrical Specifications (Typical)*

Input/Output Voltage	200, 208, 220, 230, 240
Frequency	50/60 Hz auto-sensing
Phase (Wiring)	3 phase (3- or 4-wire with ground)
Detection Voltage	-13% of rated input voltage
Response Time	.7 ms detection, 1.2 ms inverter reaction (<2 ms)
Current Distortion	Unchanged, determined by the load
Output Current	3200 amps
Output Capacity	1109–1330 kVA
Output Overload	150% for 30 sec, 400% for 5 sec, 600% for 0.5 sec
(Current)	
Efficiency	>99%
Correction Time	3 phase (87% to 50% remaining): 5 sec 2 phase (30% remaining): 5 sec 1 phase (0% remaining): 5 sec 5 sec runtime in the first minute, followed by 2 sec per minute thereafter; 5 sec runtime is available again after 5 min idle. 3 phase (0% remaining): ≥ 50 ms (SR), 200 ms (ER)
Waveform	True sine wave

* Specifications are typical and subject to change without notice due to continuing product improvement programs.

Mechanical (Typical)*

Enclosure	NEMA 1 (IP20), see figures for dimensions (approx.)
Accessibility (Wiring)	Front of panel terminations, top and bottom access
Weight lbs (kg)	SR: 15,500 lbs (7031 kg); ER: 20,300 lbs (9208 kg)
Environmental	
Ambient Temp.	0°–40°C (32°–104°F)
Storage Temp.	-40°–75°C (-40°–167°F)
Relative Humidity	0 to 95%, noncondensing
Heat Dissipation	45,800 BTU/hr. (max)
Cooling	Thermal controlled forced air
Altitude	1000 m (3,300 ft) without load derating
Audible Noise	<60 dBA at 1 m

Communications/User Interface

Display	Touchscreen LCD
Connectivity	RS232, dry contacts, Ethernet

Compliance

Agency Approvals	cULus Listed, SEMI F47
Surge Suppression	100 kA per mode, tested to IEEE C62.41.1/UL1449 2nd edition

Warranty Standard 1 year (extended warranty available)

Catalog Number

