



Ideal component-level protection for:

PLCs
 CONTRACTORS
 RELAYS
 POWER SUPPLIES
 SENSORS
 AC I/O
 COMPRESSORS
 VISION
 RFID
 TEMPERATURE CONTROLLERS
 OPERATION INTERFACES
 TIMERS
 COUNTERS
 SAFETY COMPONENTS

MINI DySC®

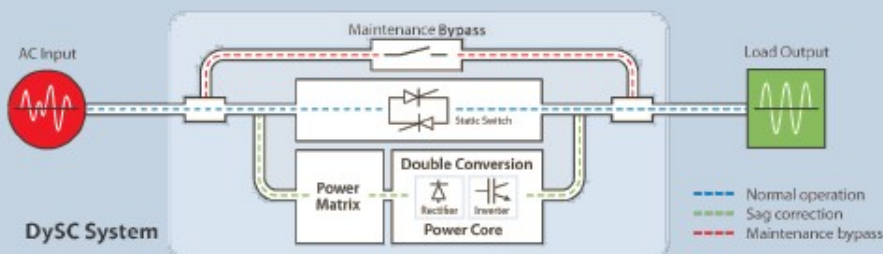
Built to protect every single component.
 From every conceivable voltage sag.

Our MiniDySC Dynamic Sag Corrector is the ideal solution for protecting sensitive electronic components from the short-term voltage sags that account for 30% of all manufacturing downtime. Built for maximum flexibility, the MiniDySC can be applied to a variety of component-level scenarios, keeping power levels steady, equipment online and productivity levels high, without the excessive energy costs and battery care issues associated with other systems.

DySC Protection Features

- Proprietary “Double Conversion” Power Core—dCPC
- Fastest Sag Detection and Response Time
 - DySC is optimized for fast response at voltage peaks, with a typical peak voltage detect time (pVdT) of 1 ms.
 - Sags are corrected with a peak voltage response time (pVrT) of 1.5 ms—1/10th of a cycle, including detection time.
- Adaptive Frequency Management (aFM) and auto-select of ~50 Hz or ~60 Hz with advanced digital phase locked loop synchronization (PLL)
- True Sinusoidal Reconstruction (tSR)

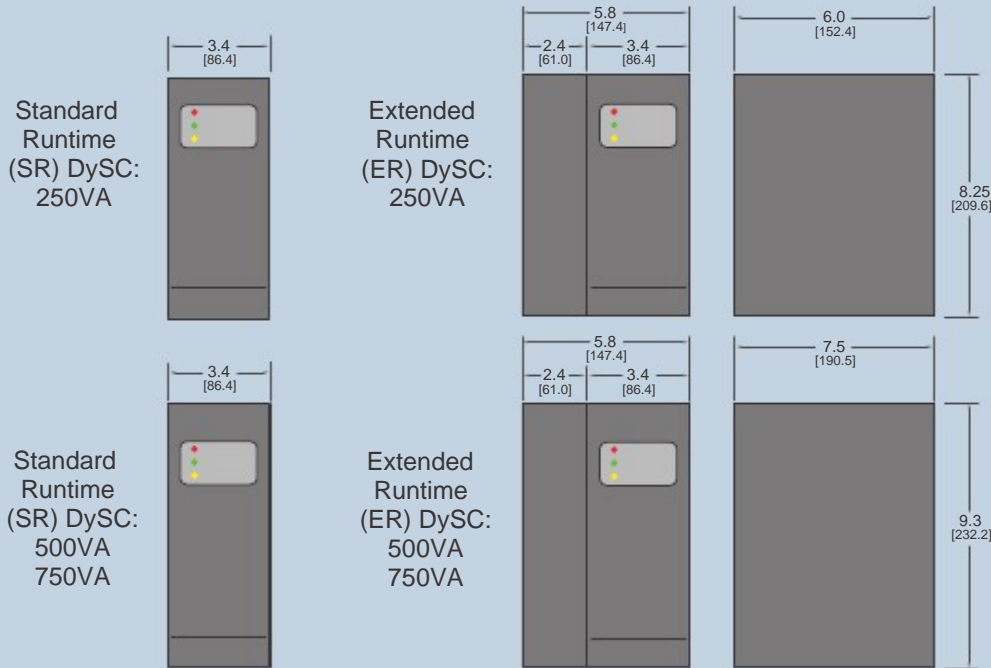
Theory of Operation



SoftSwitching Technologies®

Phone (Toll-free) 800-226-5028
 Phone (Local) 608-662-7200
 Fax 608-662-7300
 Email info@softswitch.com
 Web www.softswitch.com
 Mail 8155 Forsythia Street
 Middleton, WI 53562, USA

Dimensions (in inches; millimeters in brackets)



Technical Specifications

Electrical Specifications (Typical)*

Input/Output Voltage	120, 208, 230, 240
Frequency	50/60 Hz auto-sensing
Phase (Wiring)	1 phase (L-N & L-L)
Detection Voltage	-13% of rated input voltage
Response Time	0.7 ms detection, 1.2 ms inverter reaction (<2 ms)
Current Distortion	Unchanged, determined by the load
Current	1, 2, 3, 4, 6 Amps
Output Capacity	250 VA, 500 VA, 750 VA
Output Overload (Current)	110% continuous, 150% for 10 sec, 200% for 0.5 sec, 400% for 3 cycles, 40 amps max
Efficiency	>98%
Correction Time	87% to 50% voltage remaining: 5 sec cumulative every 60 seconds 0% voltage remaining: > 50 ms (SR), 200 ms (ER)-

Waveform True sine wave

* Specifications are typical and subject to change without notice due to continuing product improvement programs.

Mechanical (Typical)*

Enclosure	NEMA 1 (IP20), see figures for dimensions (approx.)
Accessibility (Wiring)	6 terminal compression pluggable block
Weight lbs (kg)	250 VASR: 4.8 lbs (2.2 kg); ER: 8 lbs (3.6 kg) 500 VASR: 6.3 lbs (2.9 kg); ER: 9.5 lbs (4.36 kg) 750 VASR: 6.7 lbs (3.1 kg); ER: 10.20 lbs (4.6 kg)

Environmental

Ambient Temp.	0°–50°C (32°–122°F)
Storage Temp.	-40°–75°C (-40°–167°F)
Relative Humidity	0 to 95%, noncondensing
Heat Dissipation	50 BTU/hr. (max)
Cooling	Forced air
Altitude	1000 m (3,300 ft) without load derating
Audible Noise	<50 dBA at 1 m

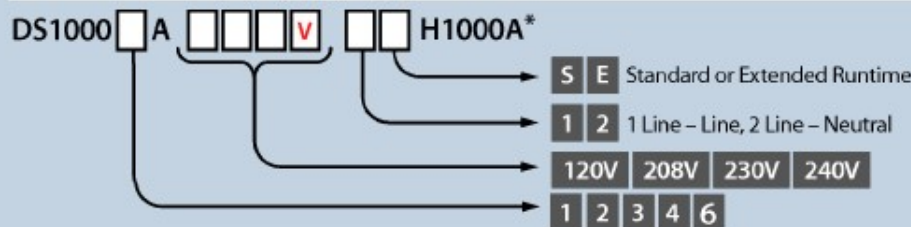
Communications/User Interface

Indicators	Line, alarm LEDs
Connectivity	Alarm contacts, NO/NC contact 120vac/24vdc @ 0.5A max

Compliance

Agency Approvals	cULus recognized, exceeds SEMI F47
Surge Suppression	6.5 kA per mode, tested to IEEE C62.41.1/UL1449, 2nd edition
Warranty	Standard 1 year (extended warranty available)

Catalog Number



*B designated for 6A/120V, and 3A, 208V & 230V units